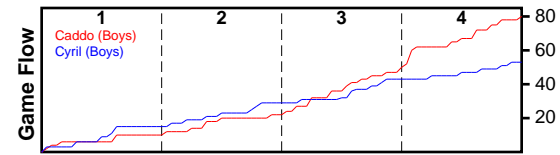


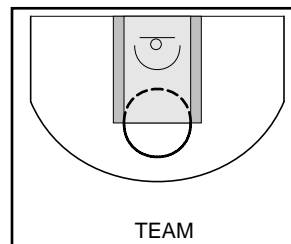
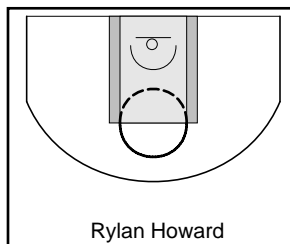
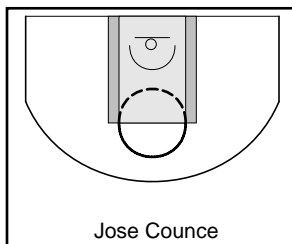
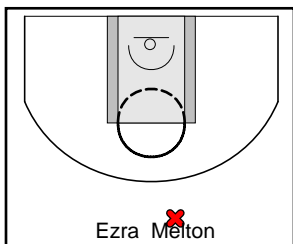
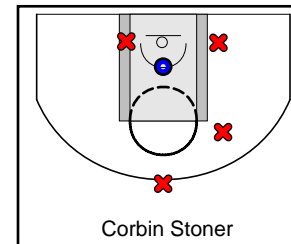
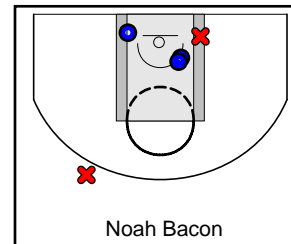
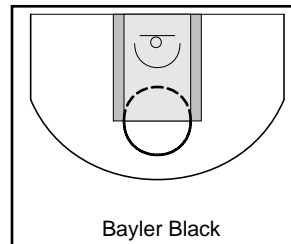

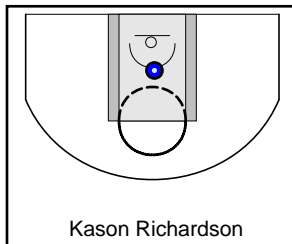
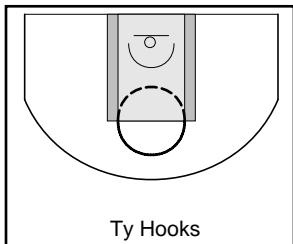
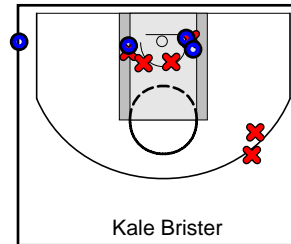
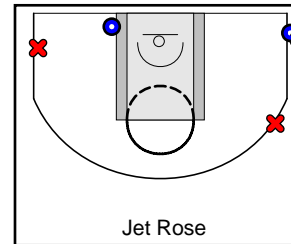
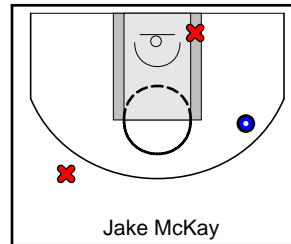
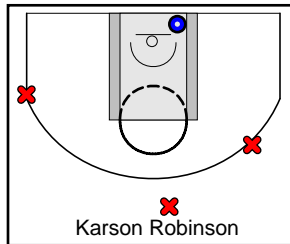
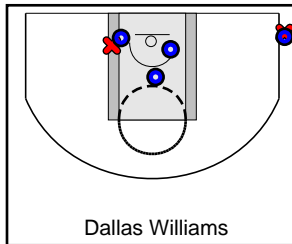
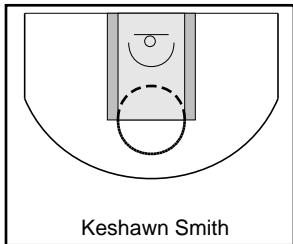
Caddo (Boys)

	1	2	3	4	T
Caddo (Boys)	10	12	28	30	80
Cyril (Boys)	15	14	14	10	53



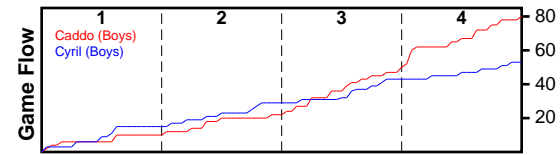
3/6/26 Caddo (Boys) at Cyril (Boys)

#	Name	G	MIN	PTS	FGM	FGA	FG%	2PM	2PA	2P%	3PM	3PA	3P%	FTM	FTA	FT%	OREB	DREB	REB	AST	STL	DFL	BLK	TO	PF	PM	CHG	A/T	GmSc
0	Keshawn Smith	1	2	0	0	0	-	-	-	-	-	-	-	-	-	-	-	-	0	-	-	-	-	-	-	1	-	-	0.0
3	Dallas Williams	1	16	11	4	6	0.667	3	4	0.750	1	2	0.500	2	2	1.000	2	2	4	2	3	-	1	1	4	22	-	2.0	12.9
4	Karson Robinson	1	19	2	1	4	0.250	1	1	1.000	-	3	0.000	-	-	-	2	1	3	2	3	-	-	2	5	19	-	1.0	1.7
5	Jake McKay	1	18	3	1	3	0.333	1	2	0.500	-	1	0.000	1	2	0.500	-	1	1	2	3	-	-	1	3	5	-	2.0	3.4
10	Jet Rose	1	7	8	3	5	0.600	1	1	1.000	2	4	0.500	-	-	-	-	-	0	-	-	-	-	-	1	11	-	-	5.3
11	Kale Brister	1	31	15	5	11	0.455	3	7	0.429	2	4	0.500	3	4	0.750	2	3	5	6	-	-	-	1	1	31	3	6.0	14.0
12	Ty Hooks	-	-	0	0	0	-	-	-	-	-	-	-	-	-	-	-	-	0	-	-	-	-	-	-	-	-	-	-
14	Kason Richardson	1	2	2	1	1	1.000	1	1	1.000	-	-	-	-	-	-	-	-	0	-	-	-	-	-	3	-	-	-	1.7
15	Beck Willingham	1	28	29	11	21	0.524	4	9	0.444	7	12	0.583	-	-	-	5	3	8	-	-	-	-	1	2	31	-	0.0	21.3
20	Bayler Black	-	-	0	0	0	-	-	-	-	-	-	-	-	-	-	-	-	0	-	-	-	-	-	-	-	-	-	-
21	Noah Bacon	1	15	6	3	7	0.429	3	6	0.500	-	1	0.000	-	-	-	-	-	0	1	1	-	-	2	1	11	-	0.5	1.6
22	Corbin Stoner	1	25	4	2	6	0.333	2	5	0.400	-	1	0.000	-	-	-	5	4	9	3	1	-	2	1	2	25	-	3.0	8.0
32	Ezra Melton	1	2	0	0	1	0.000	-	-	-	-	1	0.000	-	-	-	-	1	1	-	-	-	-	-	1	-	-	-	-0.4
33	Jose Counce	-	-	0	0	0	-	-	-	-	-	-	-	-	-	-	-	-	0	-	-	-	-	-	-	-	-	-	-
55	Rylan Howard	-	-	0	0	0	-	-	-	-	-	-	-	-	-	-	-	-	0	-	-	-	-	-	-	-	-	-	-
	TEAM	1	-	0	0	0	-	-	-	-	-	-	-	-	-	-	1	2	3	-	-	-	-	-	-	-	-	-	1.3
	TOTALS	1	32	80	31	65	0.477	19	36	0.528	12	29	0.414	6	8	0.750	17	17	34	16	11	-	3	9	19	27	3	1.8	70.8



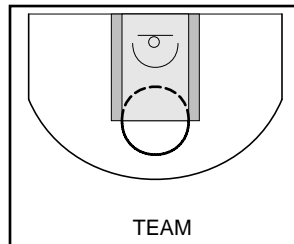
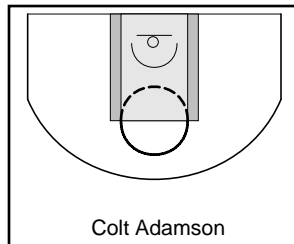
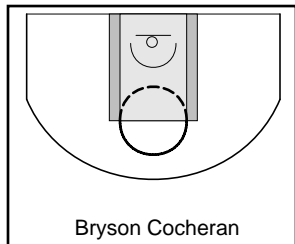
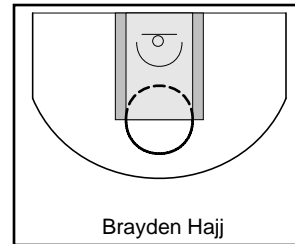
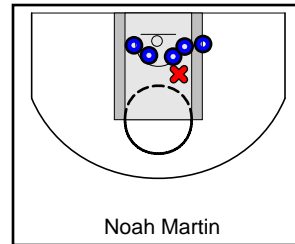
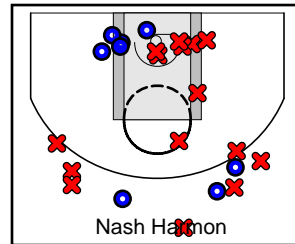
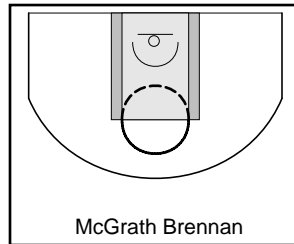
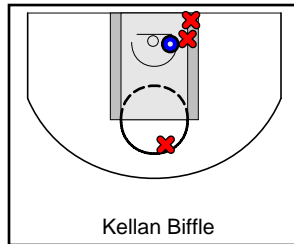
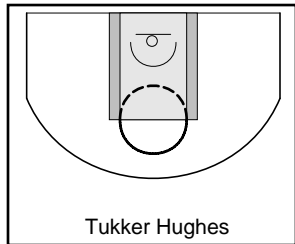
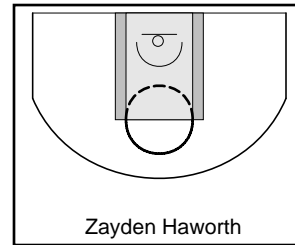
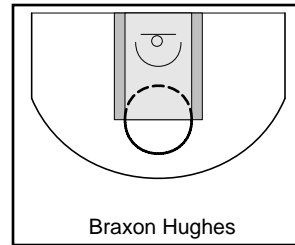
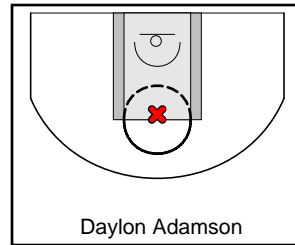
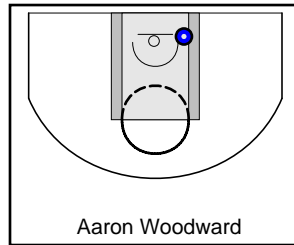
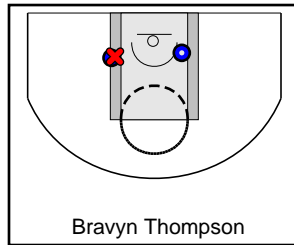
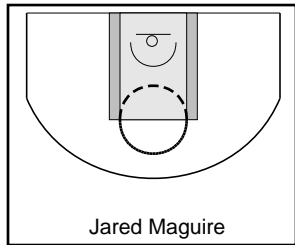
Cyril (Boys)

	1	2	3	4	T
Caddo (Boys)	10	12	28	30	80
Cyril (Boys)	15	14	14	10	53



3/6/26 Caddo (Boys) at Cyril (Boys)

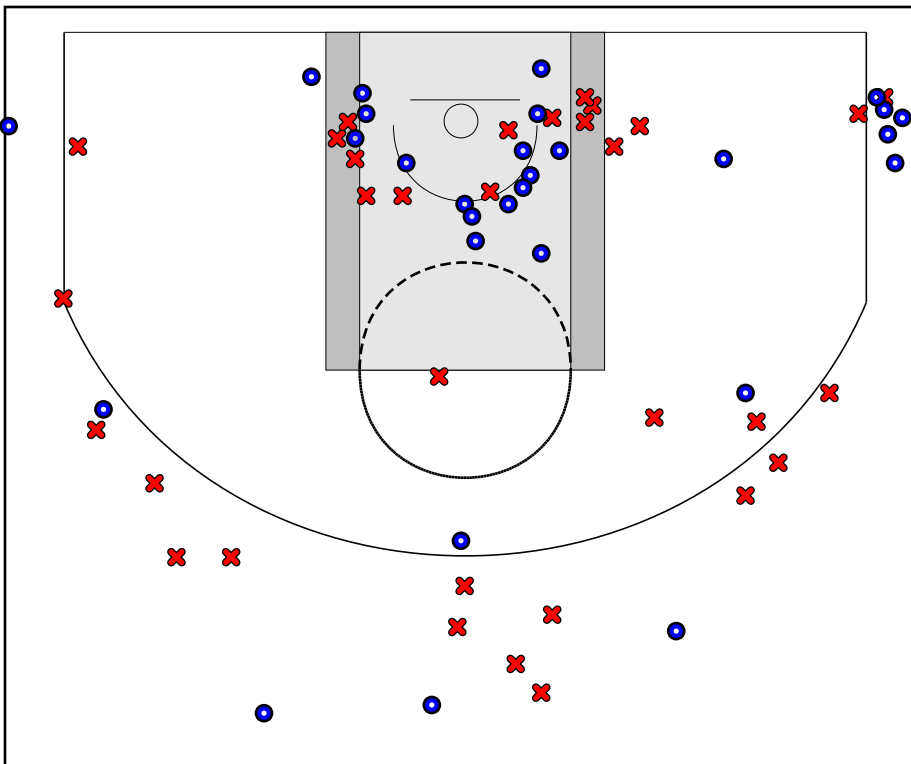
#	Name	G	MIN	PTS	FGM	FGA	FG%	2PM	2PA	2P%	3PM	3PA	3P%	FTM	FTA	FT%	OREB	DREB	REB	AST	STL	DFL	BLK	TO	PF	PM	CHG	A/T	GmSc
0	Jared Maguire	1	2	0	0	0	-	-	-	-	-	-	-	-	-	-	-	-	0	-	-	-	-	-	-	-3	-	-	0.0
1	Bravyn Thompson	1	15	4	2	3	0.667	2	3	0.667	-	-	-	-	1	0.000	1	4	5	-	1	-	1	4	1	-17	1	0.0	1.5
2	Aaron Woodward	1	1	2	1	1	1.000	1	1	1.000	-	-	-	-	-	-	-	-	0	-	-	-	-	-	-	-	-	-	1.7
3	Daylon Adamson	1	12	0	0	1	0.000	-	1	0.000	-	-	-	-	-	-	1	3	4	-	-	-	-	-	-	-5	-	-	0.9
4	Braxton Hughes	1	1	0	0	0	-	-	-	-	-	-	-	-	-	-	-	-	0	-	-	-	-	-	-	-1	-	-	0.0
5	Zayden Haworth	1	16	1	0	0	-	-	-	-	-	-	-	1	4	0.250	2	-	2	1	-	-	-	2	-13	1	-	-	1.1
10	Tukker Hughes	1	22	4	1	2	0.500	1	2	0.500	-	-	-	2	3	0.667	1	1	2	-	1	-	-	1	2	-30	1	0.0	2.8
11	Kellan Biffle	1	31	4	1	6	0.167	1	5	0.200	-	1	0.000	2	4	0.500	1	3	4	1	1	-	-	5	4	-30	-	0.2	-3.9
12	McGrath Brennan	1	1	0	0	0	-	-	-	-	-	-	-	-	-	-	-	-	0	-	-	-	-	-	-	-	-	-	0.0
13	Nash Harmon	1	31	26	8	23	0.348	5	13	0.385	3	10	0.300	7	8	0.875	3	2	5	2	2	-	-	4	2	-29	-	0.5	14.0
14	Noah Martin	1	31	12	6	7	0.857	6	7	0.857	-	-	-	-	1	0.000	1	-	1	-	-	-	1	2	1	-31	-	0.0	8.1
15	Brayden Hajj	1	1	0	0	0	-	-	-	-	-	-	-	-	-	-	-	-	0	-	-	-	-	-	-	-1	-	-	0.0
20	Bryson Cocheran	1	1	0	0	0	-	-	-	-	-	-	-	-	-	-	-	-	0	-	-	-	-	-	-	-	-	-	0.0
22	Colt Adamson	1	1	0	0	0	-	-	-	-	-	-	-	-	-	-	-	-	0	-	-	-	-	-	-	-	-	-	0.0
	TEAM	1	-	0	0	0	-	-	-	-	-	-	-	-	-	-	-	3	3	-	-	-	-	-	-	-	-	-	0.9
	TOTALS	1	32	53	19	43	0.442	16	32	0.500	3	11	0.273	12	21	0.571	10	16	26	4	5	-	2	16	12	-27	3	0.2	27.1



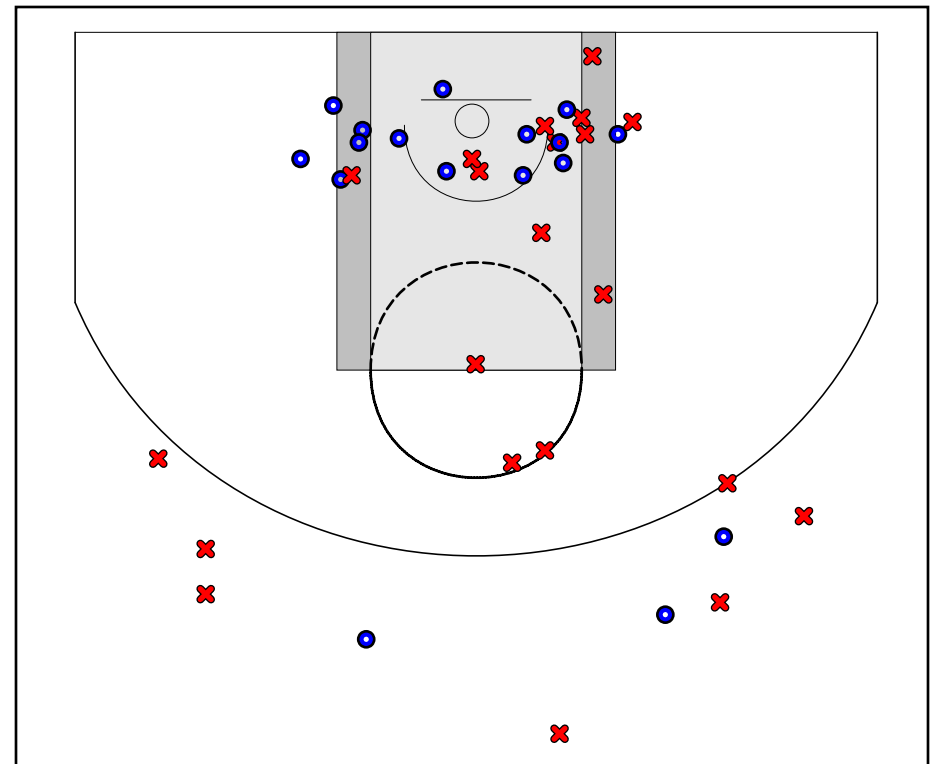
Game Summary Comparison

Statistic	Caddo (Boys)	Cyril (Boys)
Points	80	53
<i>Field Goals</i>	31 / 65	19 / 43
<i>2 Point</i>	19 / 36	16 / 32
<i>3 Point</i>	12 / 29	3 / 11
<i>Free Throws</i>	6 / 8	12 / 21
Assists	16	4
Rebounds	34	26
<i>Offensive</i>	17	10
<i>Defensive</i>	17	16
Blocks	3	2
Steals	11	5
Deflections	-	-
Turnovers	9	16
Charges Taken	3	3
Personal Fouls	19	12
Technical Fouls	-	-

Caddo (Boys)



Cyril (Boys)



Caddo (Boys) Turnovers

Period	Clock	Player	Turnover Type
1st Period	7:12	#4 Karson Robinson	Steal
1st Period	2:58	#21 Noah Bacon	Steal
2nd Period	4:56	#11 Kale Brister	Kicked Ball
2nd Period	1:07	#15 Beck Willingham	Steal
3rd Period	3:02	#5 Jake McKay	Steal
3rd Period	3:02	#22 Corbin Stoner	Steal

Caddo (Boys) Fouls

Period	Clock	Player	Foul
1st Period	7:12	#3 Dallas Williams	Pushing (Def)
1st Period	4:51	#22 Corbin Stoner	Pushing (Def)
1st Period	4:51	#3 Dallas Williams	Pushing (Def)
1st Period	2:58	#5 Jake McKay	Pushing (Def)
1st Period	2:58	#15 Beck Willingham	Blocking (Def)
2nd Period	7:02	#22 Corbin Stoner	Blocking (Def)
2nd Period	4:57	#4 Karson Robinson	Charging (Off)
2nd Period	4:56	#21 Noah Bacon	Charging (Off)
2nd Period	2:49	#10 Jet Rose	Pushing (Def)
3rd Period	5:29	#3 Dallas Williams	Charging (Off)
3rd Period	4:40	#4 Karson Robinson	Pushing (Def)
3rd Period	3:14	#11 Kale Brister	Blocking (Def)
3rd Period	3:02	#3 Dallas Williams	Blocking (Def)
3rd Period	3:02	#5 Jake McKay	Pushing (Def)
3rd Period	2:17	#5 Jake McKay	Pushing (Def)
3rd Period	1:27	#15 Beck Willingham	Pushing (Def)
4th Period	6:37	#4 Karson Robinson	Blocking (Def)
4th Period	1:15	#4 Karson Robinson	Blocking (Def)
4th Period	1:15	#4 Karson Robinson	Pushing (Def)

Cyril (Boys) Turnovers

Period	Clock	Player	Turnover Type
1st Period	7:52	#11 Kellan Biffle	Steal
1st Period	7:12	#11 Kellan Biffle	Steal
1st Period	5:07	#1 Bravyn Thompson	Steal
1st Period	4:51	#11 Kellan Biffle	Out of Bounds
1st Period	2:58	#1 Bravyn Thompson	Steal
2nd Period	4:56	#1 Bravyn Thompson	Steal
2nd Period	3:35	#13 Nash Harmon	Steal
3rd Period	7:42	#13 Nash Harmon	Steal
3rd Period	5:53	#14 Noah Martin	Out of Bounds
3rd Period	4:54	#10 Tukker Hughes	Steal
3rd Period	3:33	#1 Bravyn Thompson	Steal
4th Period	7:12	#13 Nash Harmon	Steal
4th Period	2:50	#13 Nash Harmon	Steal

Cyril (Boys) Fouls

Period	Clock	Player	Foul
1st Period	7:12	#10 Tukker Hughes	Blocking (Def)
1st Period	7:12	#5 Zayden Haworth	Pushing (Def)
1st Period	5:42	#10 Tukker Hughes	Adjustment (Removed)
1st Period	5:42	#5 Zayden Haworth	Adjustment (Added)
1st Period	4:21	#10 Tukker Hughes	Pushing (Def)
1st Period	3:05	#11 Kellan Biffle	Reaching in (Def)
2nd Period	5:25	#11 Kellan Biffle	Charging (Off)
2nd Period	4:56	#10 Tukker Hughes	Charging (Off)
2nd Period	4:56	#1 Bravyn Thompson	Pushing (Def)
3rd Period	4:47	#11 Kellan Biffle	Pushing (Def)
3rd Period	3:02	#13 Nash Harmon	Reaching in (Def)
4th Period	7:14	#11 Kellan Biffle	Reaching in (Def)
4th Period	7:12	#13 Nash Harmon	Tripping (Def)
4th Period	3:27	#14 Noah Martin	Charging (Off)